

# NEU ENGLAND



The Brodware Difference	03
Neu England	06
Chelsea	12
Olde English	14
Product Table	16
Technical	18



**Australian Manufacturer.** Brodware Industries is an independent family owned business trading since 1964. Being an Australian manufacturer we have full control over the quality of both our products and services. As four generations have specialised in architectural fixtures and fitments, we understand the special requirements of our country and can offer customised finishes, with fast supply across the country and internationally.



**Saving Water.** With uncertain water supplies and regular droughts, water has become a critical resource. Your Brodware fittings will help you save thousands of litres of water, thus helping the environment. The high efficiency of our products ensures performance well above industry standards. This is made possible through the use of patented Broclean® water management technology which uses constant flow controls that are not affected by pressure, yet are WELS compliant.



**Enjoy the Experience.** At Brodware, we understand how important it is that you enjoy your bathroom - an area where you can relax, unwind and delight in your own personal time. This brochure includes an abundance of new lines, whilst the popular lines now include all our latest engineering upgrades and a fresh new look.



**Durobrite® Sparkling Clean.** A new superior chrome finish which includes a deep nickel layer coated with Hard Chromium. When plated on brass metal, Durobrite® keeps your taps looking newer for longer. A brilliant finish that is easy to clean and resists soiling.



**Easy to use Easiglide®.** Brodware tap engines utilise the latest in ceramic technology. Special lubricants allow smooth operation and precise temperature control, whilst ensuring reliability and low maintenance.



**High Quality.** Today, Brodware Industries is the only Australian manufacturer offering a large range of high quality tapware and accessories made exclusively from solid brass metal. Resisting lesser chromed zinc and plastic alternatives, our solid brass construction ensures durability, longevity and a trouble free solution for your project. Tapware is manufactured under an audited quality control system compliant to Australian Standard AS3718. Our Licence Number is 1615.



**Commercial Projects.** Hotels, apartments and quality homes are all catered for with efficient products designed to provide enjoyment and withstand rigorous usage over long periods of time.

# NEU ENGLAND

Full of character, and wonderfully evocative. Indulge the senses with shapes that generate the warm feeling of home. Under the timeless clean styling, the latest technology is found. A design that borrows from earlier times yet is certified to the latest water saving WELS standards. The Neu England is available with a metal handle or a fine white porcelain handle as an option. Products incorporate many design patented and protected features. Available in Durobrite® Sparkling Clean Chrome or the revolutionary Europlate® Brass/Gold finish which is designed for low maintenance.



# NEU ENGLAND



↑↑ B80.22 - 3★ + Porcelain diverter lever option.

↑↑ B80.03 - 5★    ↑ B80.31 + Porcelain lever option. - 5★



Shown with optional porcelain lever.

# NEU ENGLAND



↑ B80.48

↗ B80.51 → B80.00.T2 + Porcelain lever option. - 5★





# CHELSEA

Inspired by the arts and crafts movement of the late 1800's and early 1900's; the forerunner of Art Nouveau. In contrast to the functional efficiency of the industrial revolution, there is a timeless attraction to lines and patterns drawn directly from nature but applied with discipline. This gives a strong yet simple look. Chelsea is perhaps the most correct form of tapware for this period. Authentically styled handle buttons worded "Albert Adams London 1912".



# OLDE ENGLISH

The simplicity of classical styling. From the 1870's onwards as plumbing in bathrooms began to appear in newly built urban terraces, the inventiveness and vigour of Victorian engineering was brought to bear in creating functional plumbing and accessories. The Olde English collection is a renaissance of this tradition in its own right.

# NEU ENGLAND



B80.00 Basin Set - 5★



B80.00.T2 Basin Set - 5★



B80.03 Basin Mixer - 5★



B80.05 Wall Set



B80.07.T9 Kitchen Set - 5★



B80.08 Kitchen Mixer - 5★



B80.10 Shower Set - 3★



B80.11 Shower Set, 150mm Rose - 3★



B80.11.T2 Shower Set, 200mm Rose - 3★



B80.13 Shower Set - 3★



B80.14 Shower Set - 3★



B80.17 Bath/Shower Set - 3★



B80.12 Shower Set - 3★



B80.13 Shower Set - 3★



B80.14 Shower Set - 3★




B80.17 Bath/Shower Set - 3★



B80.15 Bib Tap



B80.18 Bath/Shower Set - 3★



B80.22 Bath/Shower Set - 3★



B80.23 Bath/Shower Set - 3★



B80.20 Bath/Shower Mixer - 3★




B80.18 Bath/Shower Set - 3★




B80.22 Bath/Shower Set - 3★




B80.23 Bath/Shower Set - 3★




B80.25 Bath/Shower Set - 3★



B80.28 Wall Set




B80.30 Basin/Kitchen Mixer - 5★



B80.31 Hob Set - 5★



B80.35 Bidet Set - 5★



B80.37 Bidet Mixer - 5★



B80.42 Hand Shower - 3★


# NEU ENGLAND



B80.44 Washing Machine Tap



B80.45 Cistern Tap



B80.49 Wall Taps



Optional Porcelain Lever



Optional Metal Lever



B80.51 Towel Ring



B80.52 Soap Dish



B80.55 Towel Rail 600 or 900mm



B80.57 Towel Rail 600 or 900mm



B80.59 Shelf 500mm



B80.61 Toilet Roll Holder



B80.63 Robe Hook

# CHELSEA



B82.00 Basin Set - 5★



B82.00.T2 Basin Set - 5★



B82.05 Wall Set



B82.07 Hob Bath Set



B82.10 Shower Set - 3★



B82.12 Shower Set - 3★




B82.20 Bath/Shower Set - 3★




B82.30 Basin/Kitchen Mixer - 5★



B82.49 Wall Taps



B82.51 Towel Ring



B82.52 Soap Dish




B82.55 Towel Rail 600 or 900mm



B82.57 Double Towel Rail 600 or 900mm



B82.59 Shelf 500mm



B82.61 Toilet Roll Holder



B82.63 Robe Hook

# OLDE ENGLISH



B81.00 Basin Set - 5★



B81.05 Wall Set



B81.10 Shower Set - 3★

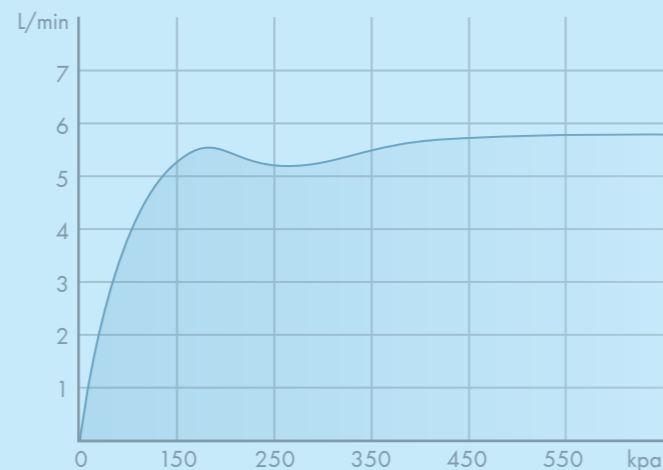



B81.49 Wall Taps

# TECHNICAL

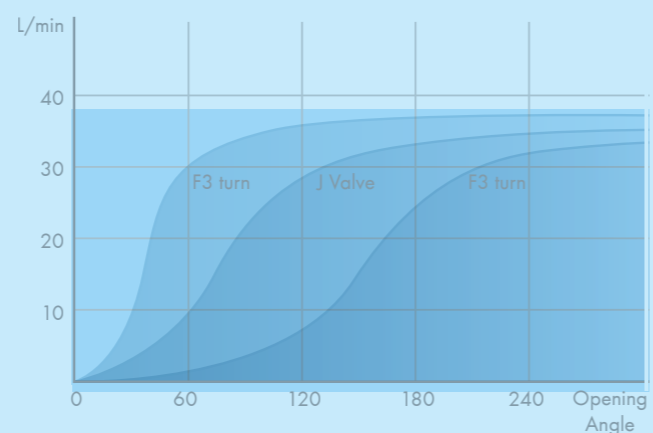
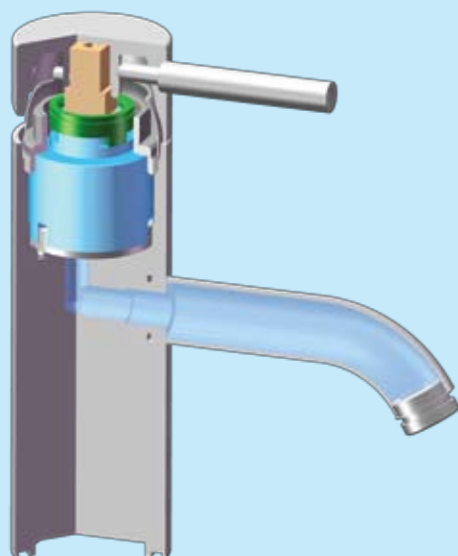
## BROCLEAN® WATER MANAGEMENT SYSTEM.

Brodware's patented Broclean® system delivers consistent savings regardless of pressure. Unlike some other systems, flows of +/- 0.5l/m either side of the relevant WELS benchmark are available from pressures between 150 to 1500kpa. The graph below shows a typical flow curve. The Broclean® filtration system where fitted, is located upstream of the flow controller for a more consistent flow.



## EASIGLIDE® CERAMIC ENGINE

Utilising special compounds, the Easiglide® ceramic engine is not only a breeze to use but the seals are water hammer resistant when used at recommended pressures. This is especially important with lever handle tapware. Our Easiglide® F3 ceramic engines are fitted with noise suppressant screens for quieter operation. The Easiglide® F1 Mono Mixer engine incorporates a Temperature Selection Ring (illustrated in green) which enables the hot water to be adjusted to a temperature to provide safety for children and save energy.



Easiglide® F3 Ceramic Engine  
Nominal Flow Comparison - Not Controlled

## SPECIFICATIONS

Supply Temperature	80 °C max
Supply Pressure	100kpa min - 800kpa max. 250kpa min - 800kpa max for a single lever mixer.
Outlet Pressure	500kpa in accordance with AS3500 is recommended
Test Cycles	Easiglide® F1 ceramic engine 500,000 cycles
Safety Temperature Limiter	Supplied on all single lever mixers allowing restriction of hot water supply at tap
Body Construction Material	Dezincification Resistant Brass Metal.

## POTABLE WATER COMPLIANT.

Brodware holds a test certificate to AS4020. This test includes taste testing, resistance to growth of micro organisms, nil cytotoxic & mutagenic response, and metal extraction test.

## BRODWARE HOLDS TEST CERTIFICATES TO:

- AS4020 products in contact with potable water.
- AS6400 water efficient products (WELS)
- AS3718 tapware
- AS3662 showers



## EXTRA SERVICE

- Custom facilities - Our factory can produce fittings that are technically feasible in a range of sizes.
- Customised finishes -We can plate our products in different customised finishes including Europlate®, Platino Matt®, Gold, Bright Nickel and Satin Chrome.
- Hotline - We are at your disposal for any technical enquires or questions about Brodware Products and Services. Call Technical Support on +61 2 9421 8200.
- Spares Guarantee - We guarantee that compatible replacement parts will be available for at least 10 years after your purchase.

Product designs and product names are Trademarked or Design Patented.  
Copyright © Brodware Industries - January 2008.

architectural fixtures + fitments

**Brodware**<sup>TM</sup>



Brodware Industries - 2 St James Place Seven Hills NSW 2147

T: +61 2 9421 8200 - F: +61 2 9421 8202 - E: [sales@brodware.com.au](mailto:sales@brodware.com.au)

PO Box 610 Seven Hills NSW 1730 Australia